

NDA-40 DAVIT
 SWL HOISTING: 4000 kg
 SWL LOWERING: 4000 kg
 HOISTING SPEED: MINIMUM 18 M/MIN (SOLAS)
 MINIMUM 50 M/MIN (NMD 853/Ro-Ro)
 LOWERING SPEED: MINIMUM 18 M/MIN (SOLAS)
 MINIMUM 50 M/MIN (NMD 853/Ro-Ro)
 DESIGN SPEC: 10° TRIM, 20° LIST SIMULTANEOUSLY
 DEAD SHIP LOWERING SPEED: MAXIMUM 60 M/MIN
 DAVIT WEIGHT: 3200 kg

OPTIONAL
 AUTO TENSION SYSTEM: PULL FORCE APPROX 10% OF SWL
 AUTO TENSION SPEED: 0-120 m/min

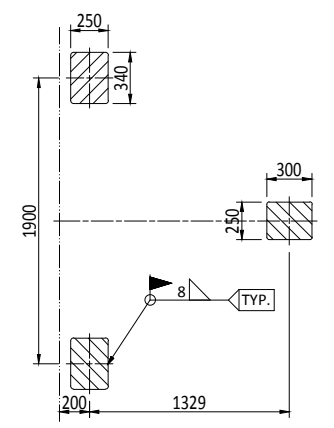
NOTE:
 4m HYDRAULIC HOSES FOR
 WINCH, LEAK OIL AND CYLINDER.
 3+2 HOSES SUPPLIED BY NORSAFE

- NOTES:
1. EMBARKATION PLATFORMS, LADDERS ETC.: YARD SUPPLY.
 2. LOCATION OF HYDRAULIC POWER UNIT TO BE DECIDED BY YARD.
 3. NORSAFE DELIVER 4m HOSES FOR CONNECTION BETWEEN DAVIT AND HPU. HYDRAULIC PIPING BETWEEN HPU AND DAVIT IS YARD SUPPLY.
 4. CONNECTION OF MAIN POWER SUPPLY TO EL. CABINET IS YARD SUPPLY.
 5. ALL FIELD WELDS TO BE PERFORMED ACC. TO APPROVED WPS. (YARD RESPONSIBILITY). ALL FIELD WELDING IS SUBJECT TO CLASS APPROVAL PRIOR TO START WELDING.
 6. FOR WINTERIZATION / ARCTIC AREAS OPERATION STEEL TO BE WITH CHARPY TESTING AT -20 DEGREES. HPU TO BE EQUIPPED WITH OIL SUMP HEATER.

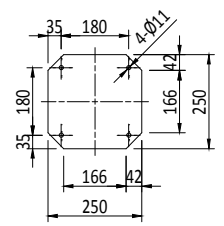
FORCES IN DECK (POINT LOAD EACH SIDE):
 FOR ORIENTATION OF FORCES, SEE LEGEND ON DRAWING

NDA-40 Davit Reaction Forces in Deck							
Nodes	Force			Moment			
	Fx (kN)	Fy (kN)	Fz (kN)	Mx (kNm)	My (kNm)	Mz (kNm)	
F1 / F2	MAX.	2	117	14	21	13	19
	MIN.	-96	-64	-16	-23	-12	0
F3	MAX.	146	170	0	0	0	0
	MIN.	-3	-128	0	0	0	-18

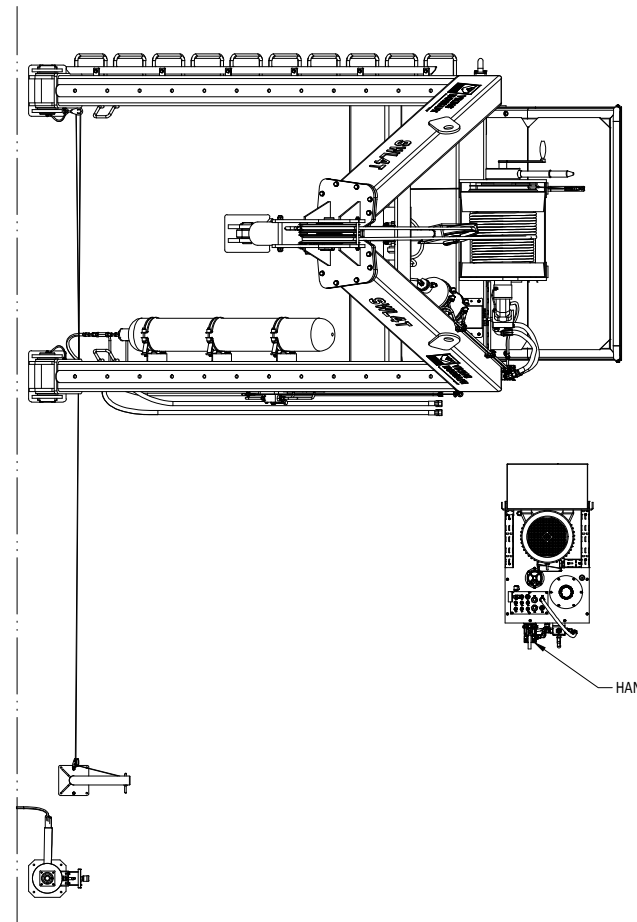
ALL FORCES ARE NOMINAL FORCES WITHOUT ANY SAFETY FACTORS.
 ALL FOUNDATIONS SHALL BE DESIGNED WITH A FACTOR OF SAFETY OF MINIMUM 4,5.



INTERFACE FOOT PRINTS IN DECK
 A-A (1 : 25)



FOOT PRINT
 B-B (1 : 10)



REV	DESCRIPTION	BY	CHECK	APPRO	DATE
3	Re-issued for approval	CENI	GACA	WAGU	18.06.2019
2	Added swing out control wire on deck	GACA	ALJI	WAGU	23.06.2015
1	Added hand pump on HPU and remote control wire on deck	GACA	ALJI	WAGU	03.06.2015
0	Issued for construction	GACA	ALJI	WAGU	08.03.2014

VIKING NORSAFE
 VIKING Norsafe Life-Saving Equipment Norway AS
 P.O. Box 115 Tel: +47 37 05 85 00
 4852 Færevik Fax: +47 37 05 85 01
 NORWAY 24/7 Service: +47 37 05 63 33
 Email: viking@viking-life.com

This drawing is the sole property of VIKING Norsafe Life-Saving Equipment Norway AS. It must not be submitted to other parties nor used in any manner detrimental to our interests. It shall not be copied, reproduced, used for manufacturing or sale without the written consent of VIKING Norsafe Life-Saving Equipment Norway AS. All rights are reserved.

DWG SIZE: A3 SCALE: 1:50 COPY OF: PART NO. WEIGHT: SHEET: 1/1

CLIENT NO: PROJECTION METHOD: NDA-40 Rescue Boat Davit

TOLERANCES: ISO 2768-mk, ISO 13920-BF REVISION: 3

DWG No: G-500367 PROJECT: General Arrangement