




VIKING immersion suit YouSafe™ Breeze (PS5006)

1

Remove hood and footwear


Tag hat og fodtøj af



2

Don the suit
- legs first

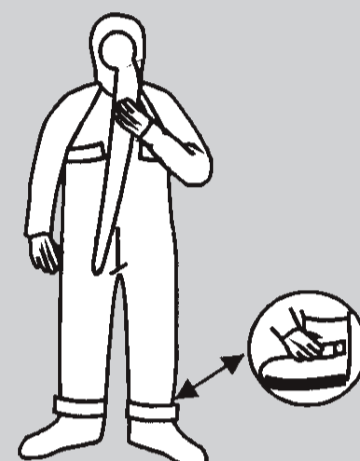
*Tag dragten på
- start med benene*



3

Put on the hood. Tighten the foot straps

Tag hættten på. Stram fodstropperne



4

Tighten adjustment straps inside the suit to fit

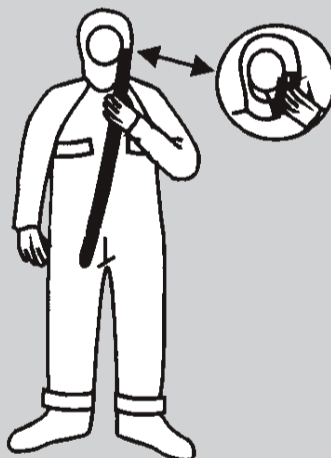
Stram justeringsstropperne inde i dragten, så den passer



5

Zip up the front zipper

Lyn frontlynlåsen op



6

If lifting becket is provided, fit the D-ring into the snaphook across the chest


Hvis dragten har en løftestrop, skal D-ringen fastgøres i karabinhagen



7

Don the lifejacket over the immersion suit

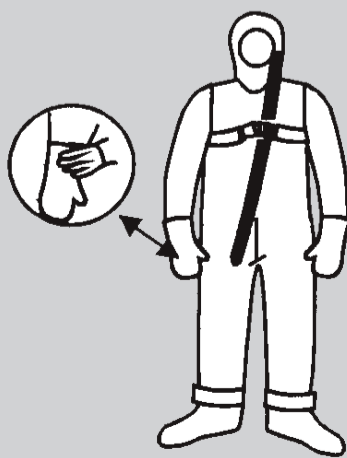
Tag redningsvesten på over redningsdragten



8

Don the gloves

Tag handskerne på



9

Jump into the water feet first and turn onto your back

Hop i vandet med fødderne først og vend dig om på ryggen

